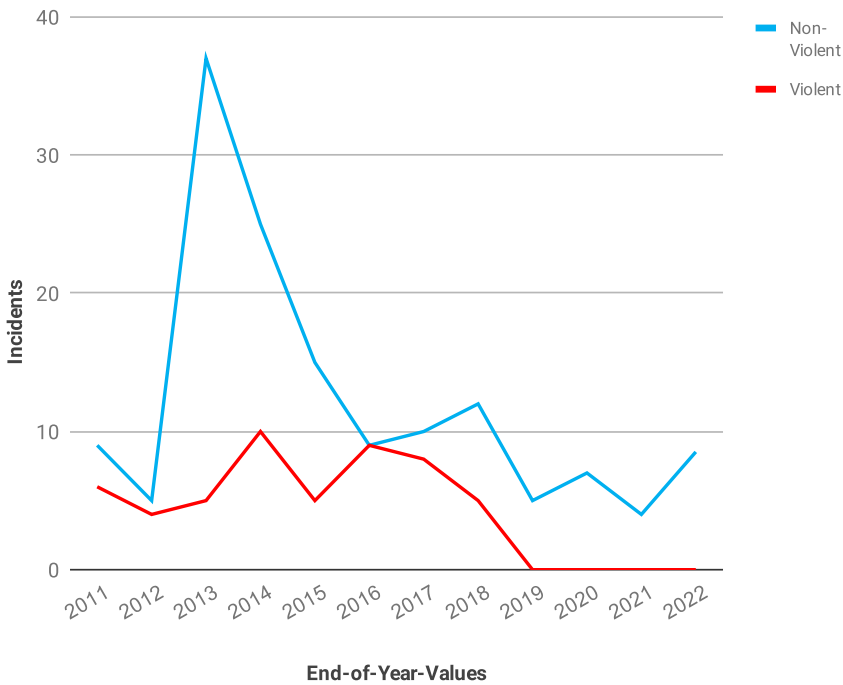


Year	Total Events			Incident Types														Comment
	Total	Violent	Non-Violent	Break in	House Robbery	Attempted Break-in	Mugging	Theft Out Of Vehicle	Intruders on Premises	Armed Robbery	Property Damage	Hijacking	Theft of Vehicle	Theft	Attempted TOOV	Attempted TOV		
2011	10	6	9	3	2	2	2	1	0	0	0	0	0	0	0	0	Incomp year; w/avg	
2012	9	4	5	4	2	1	2	0	0	0	0	0	0	0	0	0		
2013	42	5	37	15	0	1	3	11	1	1	4	1	1	4	0	0		
2014	35	10	25	11	2	3	8	0	4	0	0	0	1	4	1	1		
2015	20	5	15	6	2	0	3	2	1	0	0	0	5	1	0	0		
2016	18	9	9	3	3	2	6	2	0	0	0	0	0	0	1	1		
2017	18	8	10	6	5	1	3	2	0	0	0	0	0	1	0	0		
2018	17	5	12	5	3	2	1	0	1	1	0	0	2	1	1	0		
2019	5	0	5	2	0	0	0	0	0	0	0	0	1	2	0	0		
2020	7	0	7	3	0	1	0	3	0	0	0	0	0	0	0	0		
2021	4	0	4	1	0	0	0	0	0	0	0	0	0	3	0	0		
2022	9	0	9	4	0	0	0	0	0	0	0	0	3	1	0	0		



1. Separate data & statistics for Llandudno are not maintained by Hout Bay Neighborhood Watch (HBNW) or SAPS. Therefore this graph was created by volunteers assisting the Llandudno Neighborhood Watch (LNW).
2. On 07AUG17 historical data was manually extracted from individual line-item summaries in the confidential portion of the HBNW website. Prior to that, this did not exist.
3. Raw data is confidential but is accessible to anyone applying/accepted to become a HBNW member. Data is initially entered via the Link (ex Trumpet) process that is vetted by the Watchcon controllers in real-time for compliance with their original 2011 categories & definitions. However, this system ended on 30APR18. Thereafter, crime events were entered by a LNHW volunteer manually from Llan Security Broadcast WhatsApp groups.
4. Other data sources from Insurance & Armed Response companies are either confidential or unhelpful.
5. Grouping of categories into "Violent" vs "Non-Violent" was done by LSEC to summarize all data as well as show a total (for 3 lines only)
6. Important - All data points are for End-of-"AGM"Year values (that is, from 01NOV to 31OCT).
7. Current year with Year-to-Date (YTD) month-end values is forecasted to end-of-"AGM" year using the "FORECAST" function in excel (linear regression) referencing the immediate prior 12-months (Moving Annual Total; MAT). This is the best-way found so-far to fairly show current monthly data on a line graph of comparative "end-of-AGM year" values.
8. Trendline (black ) is added using basic linear function in Excel for all data points shown; then extrapolated into next year.
9. To be consistent with prior data for trend analysis; Sandy Bay incidents are excluded from these results. Reports of Sandy Bay events are captured by the HBNW systems.

Date	Days	Break in	House Robbery	Attempted Break-in	Mugging	Theft Out Of Vehicle	Intruders on Premises	Armed Robbery	Malicious Damage to Property	Hijacking	Theft of Vehicle	Theft	Attempted TOOV	Attempted TOV	Total Events	Total non-violent	Total violent
31/Jan/11	n/a	-	-	-	-	-	-	-	-	-	-	-	-	-	-	-	-
28/Feb/11	28	-	-	-	-	-	-	-	-	-	-	-	-	-	-	-	-
31/Mar/11	31	-	-	-	-	-	-	-	-	-	-	-	-	-	-	-	-
30/Apr/11	30	-	-	-	-	-	-	-	-	-	-	-	-	-	-	-	-
31/May/11	31	1.0	0.0	0.0	0.0	0.0	0.0	0.0	0.0	0.0	0.0	0.0	0.0	0.0	1.0	1.0	0.0
30/Jun/11	30	0.0	0.0	0.0	0.0	1.0	0.0	0.0	0.0	0.0	0.0	0.0	0.0	0.0	1.0	1.0	0.0
31/Jul/11	31	0.0	0.0	1.0	0.0	0.0	0.0	0.0	0.0	0.0	0.0	0.0	0.0	0.0	1.0	1.0	0.0
31/Aug/11	31	1.0	2.0	1.0	0.0	0.0	0.0	0.0	0.0	0.0	0.0	0.0	0.0	0.0	4.0	2.0	2.0
30/Sep/11	30	0.0	0.0	0.0	0.0	0.0	0.0	0.0	0.0	0.0	0.0	0.0	0.0	0.0	0.0	0.0	0.0
31/Oct/11	31	1.0	0.0	0.0	2.0	0.0	0.0	0.0	0.0	0.0	0.0	0.0	0.0	0.0	3.0	1.0	2.0
30/Nov/11	30	0.0	0.0	0.0	0.0	0.0	0.0	0.0	0.0	0.0	0.0	0.0	0.0	0.0	0.0	0.0	0.0
31/Dec/11	31	0.0	0.0	0.0	0.0	0.0	0.0	0.0	0.0	0.0	0.0	0.0	0.0	0.0	0.0	0.0	0.0
31/Jan/12	31	0.0	0.0	0.0	0.0	0.0	0.0	0.0	0.0	0.0	0.0	0.0	0.0	0.0	0.0	0.0	0.0
29/Feb/12	29	0.0	0.0	0.0	0.0	0.0	0.0	0.0	0.0	0.0	0.0	0.0	0.0	0.0	0.0	0.0	0.0
31/Mar/12	31	3.0	0.0	0.0	0.0	0.0	0.0	0.0	0.0	0.0	0.0	0.0	0.0	0.0	3.0	3.0	0.0
30/Apr/12	30	0.0	1.0	0.0	0.0	0.0	0.0	0.0	0.0	0.0	0.0	0.0	0.0	0.0	1.0	0.0	1.0
31/May/12	31	0.0	0.0	0.0	1.0	0.0	0.0	0.0	0.0	0.0	0.0	0.0	0.0	0.0	1.0	0.0	1.0
30/Jun/12	30	0.0	1.0	1.0	1.0	0.0	0.0	0.0	0.0	0.0	0.0	0.0	0.0	0.0	3.0	1.0	2.0
31/Jul/12	31	0.0	0.0	0.0	0.0	0.0	0.0	0.0	0.0	0.0	0.0	0.0	0.0	0.0	0.0	0.0	0.0
31/Aug/12	31	0.0	0.0	0.0	0.0	0.0	0.0	0.0	0.0	0.0	0.0	0.0	0.0	0.0	0.0	0.0	0.0
30/Sep/12	30	0.0	0.0	0.0	0.0	0.0	0.0	0.0	0.0	0.0	0.0	0.0	0.0	0.0	0.0	0.0	0.0
31/Oct/12	31	1.0	0.0	0.0	0.0	0.0	0.0	0.0	0.0	0.0	0.0	0.0	0.0	0.0	1.0	1.0	0.0
30/Nov/12	30	0.0	0.0	0.0	0.0	0.0	0.0	1.0	0.0	0.0	0.0	0.0	0.0	0.0	1.0	0.0	1.0
31/Dec/12	31	0.0	0.0	0.0	0.0	0.0	0.0	0.0	0.0	0.0	0.0	0.0	0.0	0.0	0.0	0.0	0.0
31/Jan/13	31	0.0	0.0	0.0	0.0	1.0	0.0	0.0	0.0	0.0	0.0	1.0	0.0	0.0	2.0	2.0	0.0
28/Feb/13	28	1.0	0.0	0.0	1.0	1.0	1.0	0.0	0.0	0.0	0.0	1.0	0.0	0.0	5.0	4.0	1.0
31/Mar/13	31	0.0	0.0	0.0	0.0	2.0	0.0	0.0	0.0	0.0	0.0	0.0	0.0	0.0	2.0	2.0	0.0
30/Apr/13	30	4.0	0.0	0.0	0.0	0.0	0.0	0.0	1.0	0.0	0.0	0.0	0.0	0.0	5.0	5.0	0.0
31/May/13	31	2.0	0.0	0.0	0.0	0.0	0.0	0.0	1.0	0.0	0.0	1.0	0.0	0.0	4.0	4.0	0.0
30/Jun/13	30	2.0	0.0	0.0	1.0	2.0	0.0	0.0	1.0	0.0	0.0	1.0	0.0	0.0	7.0	6.0	1.0

Date	Days	Break in	House Robbery	Attempted Break-in	Mugging	Theft Out Of Vehicle	Intruders on Premises	Armed Robbery	Malicious Damage to Property	Hijacking	Theft of Vehicle	Theft	Attempted TOOV	Attempted TOV	Total Events	Total non-violent	Total violent
31/Jul/13	31	3.0	0.0	0.0	0.0	3.0	0.0	0.0	0.0	0.0	1.0	0.0	0.0	0.0	7.0	7.0	0.0
31/Aug/13	31	1.0	0.0	0.0	1.0	0.0	0.0	0.0	0.0	1.0	0.0	0.0	0.0	0.0	3.0	1.0	2.0
30/Sep/13	30	1.0	0.0	0.0	0.0	0.0	0.0	0.0	1.0	0.0	0.0	0.0	0.0	0.0	2.0	2.0	0.0
31/Oct/13	31	1.0	0.0	1.0	0.0	2.0	0.0	0.0	0.0	0.0	0.0	0.0	0.0	0.0	4.0	4.0	0.0
30/Nov/13	30	1.0	0.0	0.0	0.0	0.0	0.0	0.0	0.0	0.0	0.0	0.0	0.0	0.0	1.0	1.0	0.0
31/Dec/13	31	3.0	1.0	0.0	3.0	0.0	2.0	0.0	0.0	0.0	0.0	0.0	0.0	0.0	9.0	5.0	4.0
31/Jan/14	31	0.0	0.0	0.0	0.0	0.0	0.0	0.0	0.0	0.0	0.0	0.0	0.0	0.0	0.0	0.0	0.0
28/Feb/14	28	2.0	0.0	0.0	1.0	0.0	0.0	0.0	0.0	0.0	0.0	0.0	0.0	0.0	3.0	2.0	1.0
31/Mar/14	31	0.0	0.0	0.0	2.0	0.0	0.0	0.0	0.0	0.0	1.0	0.0	0.0	0.0	3.0	1.0	2.0
30/Apr/14	30	1.0	0.0	0.0	1.0	0.0	0.0	0.0	0.0	0.0	0.0	0.0	0.0	0.0	2.0	1.0	1.0
31/May/14	31	2.0	0.0	0.0	0.0	0.0	0.0	0.0	0.0	0.0	0.0	0.0	0.0	0.0	2.0	2.0	0.0
30/Jun/14	30	0.0	0.0	0.0	0.0	0.0	2.0	0.0	0.0	0.0	0.0	1.0	1.0	1.0	5.0	5.0	0.0
31/Jul/14	31	1.0	0.0	1.0	0.0	0.0	0.0	0.0	0.0	0.0	0.0	0.0	0.0	0.0	2.0	2.0	0.0
31/Aug/14	31	0.0	0.0	1.0	1.0	0.0	0.0	0.0	0.0	0.0	0.0	2.0	0.0	0.0	4.0	3.0	1.0
30/Sep/14	30	0.0	1.0	1.0	0.0	0.0	0.0	0.0	0.0	0.0	0.0	0.0	0.0	0.0	2.0	1.0	1.0
31/Oct/14	31	1.0	0.0	0.0	0.0	0.0	0.0	0.0	0.0	0.0	0.0	1.0	0.0	0.0	2.0	2.0	0.0
30/Nov/14	30	0.0	0.0	0.0	1.0	0.0	0.0	0.0	0.0	0.0	0.0	1.0	0.0	0.0	2.0	1.0	1.0
31/Dec/14	31	1.0	0.0	0.0	0.0	1.0	0.0	0.0	0.0	0.0	0.0	0.0	0.0	0.0	2.0	2.0	0.0
31/Jan/15	31	2.0	0.0	0.0	0.0	0.0	0.0	0.0	0.0	0.0	1.0	0.0	0.0	0.0	3.0	3.0	0.0
28/Feb/15	28	1.0	0.0	0.0	0.0	0.0	1.0	0.0	0.0	0.0	0.0	0.0	0.0	0.0	2.0	2.0	0.0
31/Mar/15	31	0.0	1.0	0.0	0.0	0.0	0.0	0.0	0.0	0.0	0.0	0.0	0.0	0.0	1.0	0.0	1.0
30/Apr/15	30	0.0	0.0	0.0	0.0	1.0	0.0	0.0	0.0	0.0	1.0	0.0	0.0	0.0	2.0	2.0	0.0
31/May/15	31	2.0	0.0	0.0	2.0	0.0	0.0	0.0	0.0	0.0	0.0	0.0	0.0	0.0	4.0	2.0	2.0
30/Jun/15	30	0.0	0.0	0.0	0.0	0.0	0.0	0.0	0.0	0.0	1.0	0.0	0.0	0.0	1.0	1.0	0.0
31/Jul/15	31	0.0	0.0	0.0	0.0	0.0	0.0	0.0	0.0	0.0	0.0	0.0	0.0	0.0	0.0	0.0	0.0
31/Aug/15	31	0.0	0.0	0.0	0.0	0.0	0.0	0.0	0.0	0.0	0.0	0.0	0.0	0.0	0.0	0.0	0.0
30/Sep/15	30	0.0	0.0	0.0	0.0	0.0	0.0	0.0	0.0	0.0	1.0	0.0	0.0	0.0	1.0	1.0	0.0
31/Oct/15	31	0.0	1.0	0.0	0.0	0.0	0.0	0.0	0.0	0.0	1.0	0.0	0.0	0.0	2.0	1.0	1.0
30/Nov/15	30	0.0	0.0	0.0	0.0	1.0	0.0	0.0	0.0	0.0	0.0	0.0	0.0	0.0	1.0	1.0	0.0
31/Dec/15	31	0.0	1.0	0.0	1.0	0.0	0.0	0.0	0.0	0.0	0.0	0.0	0.0	0.0	2.0	0.0	2.0

Date	Days	Break in	House Robbery	Attempted Break-in	Mugging	Theft Out Of Vehicle	Intruders on Premises	Armed Robbery	Malicious Damage to Property	Hijacking	Theft of Vehicle	Theft	Attempted TOOV	Attempted TOV	Total Events	Total non-violent	Total violent
31/Jan/16	31	1.0	0.0	0.0	0.0	1.0	0.0	0.0	0.0	0.0	0.0	0.0	1.0	0.0	3.0	3.0	0.0
29/Feb/16	29	1.0	0.0	0.0	0.0	0.0	0.0	0.0	0.0	0.0	0.0	0.0	0.0	0.0	1.0	1.0	0.0
31/Mar/16	31	0.0	1.0	0.0	1.0	0.0	0.0	0.0	0.0	0.0	0.0	0.0	0.0	1.0	3.0	1.0	2.0
30/Apr/16	30	0.0	0.0	0.0	1.0	0.0	0.0	0.0	0.0	0.0	0.0	0.0	0.0	0.0	1.0	0.0	1.0
31/May/16	31	0.0	1.0	1.0	1.0	0.0	0.0	0.0	0.0	0.0	0.0	0.0	0.0	0.0	3.0	1.0	2.0
30/Jun/16	30	0.0	0.0	1.0	1.0	0.0	0.0	0.0	0.0	0.0	0.0	0.0	0.0	0.0	2.0	1.0	1.0
31/Jul/16	31	1.0	0.0	0.0	1.0	0.0	0.0	0.0	0.0	0.0	0.0	0.0	0.0	0.0	2.0	1.0	1.0
30/Aug/16	30	0.0	0.0	0.0	0.0	0.0	0.0	0.0	0.0	0.0	0.0	0.0	0.0	0.0	0.0	0.0	0.0
30/Sep/16	31	0.0	0.0	0.0	0.0	0.0	0.0	0.0	0.0	0.0	0.0	0.0	0.0	0.0	0.0	0.0	0.0
31/Oct/16	31	0.0	0.0	0.0	0.0	0.0	0.0	0.0	0.0	0.0	0.0	0.0	0.0	0.0	0.0	0.0	0.0
30/Nov/16	30	0.0	1.0	0.0	1.0	0.0	0.0	0.0	0.0	0.0	0.0	0.0	0.0	0.0	2.0	0.0	2.0
31/Dec/16	31	1.0	1.0	0.0	0.0	1.0	0.0	0.0	0.0	0.0	0.0	0.0	0.0	0.0	3.0	2.0	1.0
31/Jan/17	31	2.0	0.0	0.0	1.0	0.0	0.0	0.0	0.0	0.0	0.0	0.0	0.0	0.0	3.0	2.0	1.0
28/Feb/17	28	0.0	1.0	0.0	0.0	0.0	0.0	0.0	0.0	0.0	0.0	0.0	0.0	0.0	1.0	0.0	1.0
31/Mar/17	31	0.0	1.0	0.0	0.0	0.0	0.0	0.0	0.0	0.0	0.0	0.0	0.0	0.0	1.0	0.0	1.0
30/Apr/17	30	1.0	0.0	0.0	0.0	0.0	0.0	0.0	0.0	0.0	0.0	0.0	0.0	0.0	1.0	1.0	0.0
31/May/17	31	0.0	1.0	0.0	0.0	0.0	0.0	0.0	0.0	0.0	0.0	0.0	0.0	0.0	1.0	0.0	1.0
30/Jun/17	30	1.0	0.0	1.0	0.0	0.0	0.0	0.0	0.0	0.0	0.0	0.0	0.0	0.0	2.0	2.0	0.0
31/Jul/17	31	0.0	0.0	0.0	0.0	0.0	0.0	0.0	0.0	0.0	0.0	0.0	0.0	0.0	0.0	0.0	0.0
30/Aug/17	30	1.0	0.0	0.0	0.0	0.0	0.0	0.0	0.0	0.0	0.0	0.0	0.0	0.0	1.0	1.0	0.0
30/Sep/17	31	0.0	0.0	0.0	0.0	1.0	0.0	0.0	0.0	0.0	0.0	1.0	0.0	0.0	2.0	2.0	0.0
31/Oct/17	31	0.0	0.0	0.0	1.0	0.0	0.0	0.0	0.0	0.0	0.0	0.0	0.0	0.0	1.0	0.0	1.0
30/Nov/17	30	1.0	3.0	1.0	0.0	0.0	0.0	0.0	0.0	0.0	0.0	0.0	0.0	0.0	5.0	2.0	3.0
31/Dec/17	31	1.0	0.0	0.0	0.0	0.0	0.0	0.0	0.0	0.0	0.0	0.0	0.0	0.0	1.0	1.0	0.0
31/Jan/18	31	0.0	0.0	0.0	0.0	0.0	0.0	1.0	0.0	0.0	0.0	1.0	0.0	0.0	2.0	1.0	1.0
28/Feb/18	28	0.0	0.0	0.0	0.0	0.0	0.0	0.0	0.0	0.0	0.0	0.0	0.0	0.0	0.0	0.0	0.0
31/Mar/18	31	0.0	0.0	0.0	0.0	0.0	0.0	0.0	0.0	0.0	0.0	0.0	0.0	0.0	0.0	0.0	0.0
30/Apr/18	30	0.0	0.0	0.0	0.0	0.0	0.0	0.0	0.0	0.0	1.0	0.0	0.0	0.0	1.0	1.0	0.0
31/May/18	31	1.0	0.0	0.0	0.0	0.0	0.0	0.0	0.0	0.0	0.0	0.0	1.0	0.0	2.0	2.0	0.0
30/Jun/18	30	1.0	0.0	0.0	1.0	0.0	1.0	0.0	0.0	0.0	0.0	0.0	0.0	0.0	3.0	2.0	1.0



Date	Days	Break in	House Robbery	Attempted Break-in	Mugging	Theft Out Of Vehicle	Intruders on Premises	Armed Robbery	Malicious Damage to Property	Hijacking	Theft of Vehicle	Theft	Attempted TOOV	Attempted TOV	Total Events	Total non-violent	Total violent
31/Jan/21	31	0.0	0.0	0.0	0.0	0.0	0.0	0.0	0.0	0.0	0.0	0.0	0.0	0.0	0.0	0.0	0.0
28/Feb/21	28	0.0	0.0	0.0	0.0	0.0	0.0	0.0	0.0	0.0	0.0	0.0	0.0	0.0	0.0	0.0	0.0
31/Mar/21	31	0.0	0.0	0.0	0.0	0.0	0.0	0.0	0.0	0.0	0.0	1.0	0.0	0.0	1.0	1.0	0.0
30/Apr/21	30	0.0	0.0	0.0	0.0	0.0	0.0	0.0	0.0	0.0	0.0	0.0	0.0	0.0	0.0	0.0	0.0
31/May/21	31	0.0	0.0	0.0	0.0	0.0	0.0	0.0	0.0	0.0	0.0	0.0	0.0	0.0	0.0	0.0	0.0
30/Jun/21	30	0.0	0.0	0.0	0.0	0.0	0.0	0.0	0.0	0.0	0.0	0.0	0.0	0.0	0.0	0.0	0.0
31/Jul/21	31	0.0	0.0	0.0	0.0	0.0	0.0	0.0	0.0	0.0	0.0	0.0	0.0	0.0	0.0	0.0	0.0
31/Aug/21	31	1.0	0.0	0.0	0.0	0.0	0.0	0.0	0.0	0.0	0.0	0.0	0.0	0.0	1.0	1.0	0.0
30/Sep/21	30	0.0	0.0	0.0	0.0	0.0	0.0	0.0	0.0	0.0	0.0	0.0	0.0	0.0	0.0	0.0	0.0
31/Oct/21	31	0.0	0.0	0.0	0.0	0.0	0.0	0.0	0.0	0.0	0.0	2.0	0.0	0.0	2.0	2.0	0.0
30/Nov/21	30	0.0	0.0	0.0	0.0	0.0	0.0	0.0	0.0	0.0	0.0	0.0	0.0	0.0	0.0	0.0	0.0
31/Dec/21	31	0.0	0.0	0.0	0.0	0.0	0.0	0.0	0.0	0.0	0.0	0.0	0.0	0.0	0.0	0.0	0.0
31/Jan/22	31	0.0	0.0	0.0	0.0	0.0	0.0	0.0	0.0	0.0	0.0	0.0	0.0	0.0	0.0	0.0	0.0
28/Feb/22	28	0.0	0.0	0.0	0.0	0.0	0.0	0.0	0.0	0.0	2.0	1.0	0.0	0.0	3.0	3.0	0.0
31/Mar/22	31	0.0	0.0	0.0	0.0	0.0	0.0	0.0	0.0	0.0	0.0	0.0	0.0	0.0	0.0	0.0	0.0
30/Apr/22	30	1.0	0.0	0.0	0.0	0.0	0.0	0.0	0.0	0.0	0.0	0.0	0.0	0.0	1.0	1.0	0.0
31/May/22	31	0.0	0.0	0.0	0.0	0.0	0.0	0.0	0.0	0.0	0.0	0.0	0.0	0.0	0.0	0.0	0.0
30/Jun/22	30	1.0	0.0	0.0	0.0	0.0	0.0	0.0	0.0	0.0	0.0	0.0	0.0	0.0	1.0	1.0	0.0
31/Jul/22	31	0.0	0.0	0.0	0.0	0.0	0.0	0.0	0.0	0.0	0.0	0.0	0.0	0.0	0.0	0.0	0.0
31/Aug/22	31	2.0	0.0	0.0	0.0	0.0	0.0	0.0	0.0	0.0	0.0	0.0	0.0	0.0	2.0	2.0	0.0
30/Sep/22	30	0.0	0.0	0.0	0.0	0.0	0.0	0.0	0.0	0.0	0.0	0.0	0.0	0.0	0.0	0.0	0.0
31/Oct/22	31	0.4	0.0	0.0	0.0	0.0	0.0	0.0	0.0	0.0	1.0	0.2	0.0	0.0	1.5	1.5	0.0
30/Nov/22	30	0.0	0.0	0.0	0.0	0.0	0.0	0.0	0.0	0.0	0.0	0.0	0.0	0.0	0.0	0.0	0.0
31/Dec/22	31	0.4	0.0	0.0	0.0	0.0	0.0	0.0	0.0	0.0	0.0	-0.1	0.0	0.0	0.3	0.3	0.0
31/Jan/23	31	0.4	0.0	0.0	0.0	0.0	0.0	0.0	0.0	0.0	0.0	-0.1	0.0	0.0	0.4	0.4	0.0
28/Feb/23	28	0.2	0.0	0.0	0.0	0.0	0.0	0.0	0.0	0.0	1.4	0.7	0.0	0.0	2.3	2.3	0.0
31/Mar/23	31	0.5	0.0	0.0	0.0	0.0	0.0	0.0	0.0	0.0	0.0	0.0	0.0	0.0	0.5	0.5	0.0
30/Apr/23	30	0.4	0.0	0.0	0.0	0.0	0.0	0.0	0.0	0.0	0.3	0.1	0.0	0.0	0.9	0.9	0.0
31/May/23	31	0.5	0.0	0.0	0.0	0.0	0.0	0.0	0.0	0.0	0.0	0.0	0.0	0.0	0.5	0.5	0.0
30/Jun/23	30	0.4	0.0	0.0	0.0	0.0	0.0	0.0	0.0	0.0	0.4	0.2	0.0	0.0	0.9	0.9	0.0

Date	Days	Break in	House Robbery	Attempted Break-in	Mugging	Theft Out Of Vehicle	Intruders on Premises	Armed Robbery	Malicious Damage to Property	Hijacking	Theft of Vehicle	Theft	Attempted TOOV	Attempted TOV	Total Events	Total non-violent	Total violent
31/Jul/23	31	0.5	0.0	0.0	0.0	0.0	0.0	0.0	0.0	0.0	0.1	0.0	0.0	0.0	0.6	0.6	0.0
31/Aug/23	31	0.6	0.0	0.0	0.0	0.0	0.0	0.0	0.0	0.0	0.1	0.0	0.0	0.0	0.6	0.6	0.0
30/Sep/23	30	0.3	0.0	0.0	0.0	0.0	0.0	0.0	0.0	0.0	0.4	0.2	0.0	0.0	0.9	0.9	0.0
31/Oct/23	31	0.5	0.0	0.0	0.0	0.0	0.0	0.0	0.0	0.0	0.1	0.0	0.0	0.0	0.5	0.5	0.0
30/Nov/23	30	0.3	0.0	0.0	0.0	0.0	0.0	0.0	0.0	0.0	0.4	0.2	0.0	0.0	0.9	0.9	0.0
31/Dec/23	31	0.5	0.0	0.0	0.0	0.0	0.0	0.0	0.0	0.0	0.0	-0.1	0.0	0.0	0.4	0.4	0.0
31/Jan/24	31	0.5	0.0	0.0	0.0	0.0	0.0	0.0	0.0	0.0	0.0	-0.1	0.0	0.0	0.4	0.4	0.0
29/Feb/24	29	0.3	0.0	0.0	0.0	0.0	0.0	0.0	0.0	0.0	0.9	0.4	0.0	0.0	1.6	1.6	0.0
31/Mar/24	31	0.5	0.0	0.0	0.0	0.0	0.0	0.0	0.0	0.0	0.0	-0.1	0.0	0.0	0.5	0.5	0.0







2013	Break in	House Robbery	Attempted Break-in	Mugging	Theft Out Of Vehicle	Intruders on Premises	Armed Robbery	Malicious Damage to Property	Hijacking	Theft of Vehicle	Theft	Attempted TOOV	Attempted TOV	Total Events
November	0	0	0	0	0	0	1	0	0	0	0	0	0	1
December	0	0	0	0	0	0	0	0	0	0	0	0	0	0
January	0	0	0	0	1	0	0	0	0	0	1	0	0	2
February	1	0	0	1	1	1	0	0	0	0	1	0	0	5
March	0	0	0	0	2	0	0	0	0	0	0	0	0	2
April	4	0	0	0	0	0	0	1	0	0	0	0	0	5
May	2	0	0	0	0	0	0	1	0	0	1	0	0	4
June	2	0	0	1	2	0	0	1	0	0	1	0	0	7
July	3	0	0	0	3	0	0	0	0	1	0	0	0	7
August	1	0	0	1	0	0	0	0	1	0	0	0	0	3
September	1	0	0	0	0	0	0	1	0	0	0	0	0	2
October	1	0	1	0	2	0	0	0	0	0	0	0	0	4
<b>Grand Total</b>	<b>15</b>	<b>0</b>	<b>1</b>	<b>3</b>	<b>11</b>	<b>1</b>	<b>1</b>	<b>4</b>	<b>1</b>	<b>1</b>	<b>4</b>	<b>0</b>	<b>0</b>	<b>42</b>

2014	Break in	House Robbery	Attempted Break-in	Mugging	Theft Out Of Vehicle	Intruders on Premises	Armed Robbery	Malicious Damage to Property	Hijacking	Theft of Vehicle	Theft	Attempted TOOV	Attempted TOV	Total Events
November	1	0	0	0	0	0	0	0	0	0	0	0	0	1
December	3	1	0	3	0	2	0	0	0	0	0	0	0	9
January	0	0	0	0	0	0	0	0	0	0	0	0	0	0
February	2	0	0	1	0	0	0	0	0	0	0	0	0	3
March	0	0	0	2	0	0	0	0	0	1	0	0	0	3
April	1	0	0	1	0	0	0	0	0	0	0	0	0	2
May	2	0	0	0	0	0	0	0	0	0	0	0	0	2
June	0	0	0	0	0	2	0	0	0	0	1	1	1	5
July	1	0	1	0	0	0	0	0	0	0	0	0	0	2
August	0	0	1	1	0	0	0	0	0	0	2	0	0	4
September	0	1	1	0	0	0	0	0	0	0	0	0	0	2
October	1	0	0	0	0	0	0	0	0	0	1	0	0	2
<b>Grand Total</b>	<b>11</b>	<b>2</b>	<b>3</b>	<b>8</b>	<b>0</b>	<b>4</b>	<b>0</b>	<b>0</b>	<b>0</b>	<b>1</b>	<b>4</b>	<b>1</b>	<b>1</b>	<b>35</b>

2015	Break in	House Robbery	Attempted Break-in	Mugging	Theft Out Of Vehicle	Intruders on Premises	Armed Robbery	Malicious Damage to Property	Hijacking	Theft of Vehicle	Theft	Attempted TOOV	Attempted TOV	Total Events
November	0	0	0	1	0	0	0	0	0	0	1	0	0	2
December	1	0	0	0	1	0	0	0	0	0	0	0	0	2
January	2	0	0	0	0	0	0	0	0	1	0	0	0	3
February	1	0	0	0	0	1	0	0	0	0	0	0	0	2
March	0	1	0	0	0	0	0	0	0	0	0	0	0	1
April	0	0	0	0	1	0	0	0	0	1	0	0	0	2
May	2	0	0	2	0	0	0	0	0	0	0	0	0	4
June	0	0	0	0	0	0	0	0	0	1	0	0	0	1
July	0	0	0	0	0	0	0	0	0	0	0	0	0	0
August	0	0	0	0	0	0	0	0	0	0	0	0	0	0
September	0	0	0	0	0	0	0	0	0	1	0	0	0	1
October	0	1	0	0	0	0	0	0	0	1	0	0	0	2
<b>Grand Total</b>	<b>6</b>	<b>2</b>	<b>0</b>	<b>3</b>	<b>2</b>	<b>1</b>	<b>0</b>	<b>0</b>	<b>0</b>	<b>5</b>	<b>1</b>	<b>0</b>	<b>0</b>	<b>20</b>

2016	Break in	House Robbery	Attempted Break-in	Mugging	Theft Out Of Vehicle	Intruders on Premises	Armed Robbery	Malicious Damage to Property	Hijacking	Theft of Vehicle	Theft	Attempted TOOV	Attempted TOV	Total Events
November	0	0	0	0	1	0	0	0	0	0	0	0	0	1
December	0	1	0	1	0	0	0	0	0	0	0	0	0	2
January	1	0	0	0	1	0	0	0	0	0	0	1	0	3
February	1	0	0	0	0	0	0	0	0	0	0	0	0	1
March	0	1	0	1	0	0	0	0	0	0	0	0	1	3
April	0	0	0	1	0	0	0	0	0	0	0	0	0	1
May	0	1	1	1	0	0	0	0	0	0	0	0	0	3
June	0	0	1	1	0	0	0	0	0	0	0	0	0	2
July	1	0	0	1	0	0	0	0	0	0	0	0	0	2
August	0	0	0	0	0	0	0	0	0	0	0	0	0	0
September	0	0	0	0	0	0	0	0	0	0	0	0	0	0
October	0	0	0	0	0	0	0	0	0	0	0	0	0	0
<b>Grand Total</b>	<b>3</b>	<b>3</b>	<b>2</b>	<b>6</b>	<b>2</b>	<b>0</b>	<b>0</b>	<b>0</b>	<b>0</b>	<b>0</b>	<b>0</b>	<b>1</b>	<b>1</b>	<b>18</b>

2017	Break in	House Robbery	Attempted Break-in	Mugging	Theft Out Of Vehicle	Intruders on Premises	Armed Robbery	Malicious Damage to Property	Hijacking	Theft of Vehicle	Theft	Attempted TOOV	Attempted TOV	Total Events
November	0	1	0	1	0	0	0	0	0	0	0	0	0	2
December	1	1	0	0	1	0	0	0	0	0	0	0	0	3
January	2	0	0	1	0	0	0	0	0	0	0	0	0	3
February	0	1	0	0	0	0	0	0	0	0	0	0	0	1
March	0	1	0	0	0	0	0	0	0	0	0	0	0	1
April	1	0	0	0	0	0	0	0	0	0	0	0	0	1
May	0	1	0	0	0	0	0	0	0	0	0	0	0	1
June	1	0	1	0	0	0	0	0	0	0	0	0	0	2
July	0	0	0	0	0	0	0	0	0	0	0	0	0	0
August	1	0	0	0	0	0	0	0	0	0	0	0	0	1
September	0	0	0	0	1	0	0	0	0	0	1	0	0	2
October	0	0	0	1	0	0	0	0	0	0	0	0	0	1
<b>Grand Total</b>	<b>6</b>	<b>5</b>	<b>1</b>	<b>3</b>	<b>2</b>	<b>0</b>	<b>0</b>	<b>0</b>	<b>0</b>	<b>0</b>	<b>1</b>	<b>0</b>	<b>0</b>	<b>18</b>

2018	Break in	House Robbery	Attempted Break-in	Mugging	Theft Out Of Vehicle	Intruders on Premises	Armed Robbery	Malicious Damage to Property	Hijacking	Theft of Vehicle	Theft	Attempted TOOV	Attempted TOV	Total Events
November	1	3	1	0	0	0	0	0	0	0	0	0	0	5
December	1	0	0	0	0	0	0	0	0	0	0	0	0	1
January	0	0	0	0	0	0	1	0	0	0	1	0	0	2
February	0	0	0	0	0	0	0	0	0	0	0	0	0	0
March	0	0	0	0	0	0	0	0	0	0	0	0	0	0
April	0	0	0	0	0	0	0	0	0	1	0	0	0	1
May	1	0	0	0	0	0	0	0	0	0	0	1	0	2
June	1	0	0	1	0	1	0	0	0	0	0	0	0	3
July	0	0	0	0	0	0	0	0	0	1	0	0	0	1
August	0	0	1	0	0	0	0	0	0	0	0	0	0	1
September	0	0	0	0	0	0	0	0	0	0	0	0	0	0
October	1	0	0	0	0	0	0	0	0	0	0	0	0	1
<b>Grand Total</b>	<b>5</b>	<b>3</b>	<b>2</b>	<b>1</b>	<b>0</b>	<b>1</b>	<b>1</b>	<b>0</b>	<b>0</b>	<b>2</b>	<b>1</b>	<b>1</b>	<b>0</b>	<b>17</b>

2019	Break in	House Robbery	Attempted Break-in	Mugging	Theft Out Of Vehicle	Intruders on Premises	Armed Robbery	Malicious Damage to Property	Hijacking	Theft of Vehicle	Theft	Attempted TOOV	Attempted TOV	Total Events
November	2	0	0	0	0	0	0	0	0	0	0	0	0	2
December	0	0	0	0	0	0	0	0	0	0	0	0	0	0
January	0	0	0	0	0	0	0	0	0	0	0	0	0	0
February	0	0	0	0	0	0	0	0	0	0	1	0	0	1
March	0	0	0	0	0	0	0	0	0	0	0	0	0	0
April	0	0	0	0	0	0	0	0	0	0	0	0	0	0
May	0	0	0	0	0	0	0	0	0	0	0	0	0	0
June	0	0	0	0	0	0	0	0	0	0	0	0	0	0
July	0	0	0	0	0	0	0	0	0	0	1	0	0	1
August	0	0	0	0	0	0	0	0	0	0	0	0	0	0
September	0	0	0	0	0	0	0	0	0	0	0	0	0	0
October	0	0	0	0	0	0	0	0	0	1	0	0	0	1
<b>Grand Total</b>	<b>2</b>	<b>0</b>	<b>0</b>	<b>0</b>	<b>0</b>	<b>0</b>	<b>0</b>	<b>0</b>	<b>0</b>	<b>1</b>	<b>2</b>	<b>0</b>	<b>0</b>	<b>5</b>





2021	Break in	House Robbery	Attempted Break-in	Mugging	Theft Out Of Vehicle	Intruders on Premises	Armed Robbery	Malicious Damage to Property	Hijacking	Theft of Vehicle	Theft	Attempted TOOV	Attempted TOV	Total Events
November	0	0	0	0	0	0	0	0	0	0	0	0	0	0
December	0	0	0	0	0	0	0	0	0	0	0	0	0	0
January	0	0	0	0	0	0	0	0	0	0	0	0	0	0
February	0	0	0	0	0	0	0	0	0	0	0	0	0	0
March	0	0	0	0	0	0	0	0	0	0	1	0	0	1
April	0	0	0	0	0	0	0	0	0	0	0	0	0	0
May	0	0	0	0	0	0	0	0	0	0	0	0	0	0
June	0	0	0	0	0	0	0	0	0	0	0	0	0	0
July	0	0	0	0	0	0	0	0	0	0	0	0	0	0
August	1	0	0	0	0	0	0	0	0	0	0	0	0	1
September	0	0	0	0	0	0	0	0	0	0	0	0	0	0
October	0	0	0	0	0	0	0	0	0	0	2	0	0	2
<b>Grand Total</b>	<b>1</b>	<b>0</b>	<b>0</b>	<b>0</b>	<b>0</b>	<b>0</b>	<b>0</b>	<b>0</b>	<b>0</b>	<b>0</b>	<b>3</b>	<b>0</b>	<b>0</b>	<b>4</b>

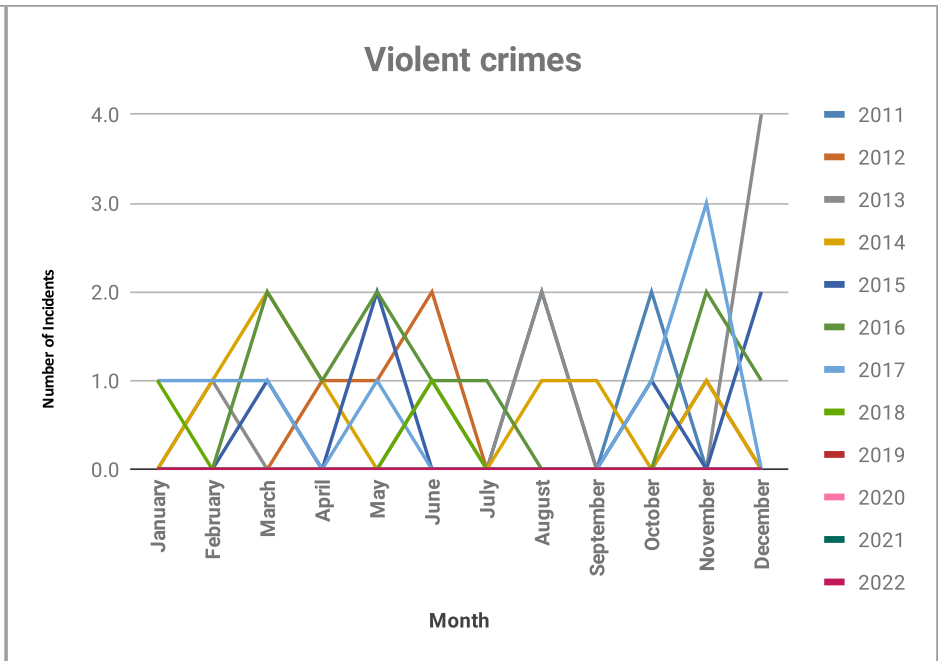
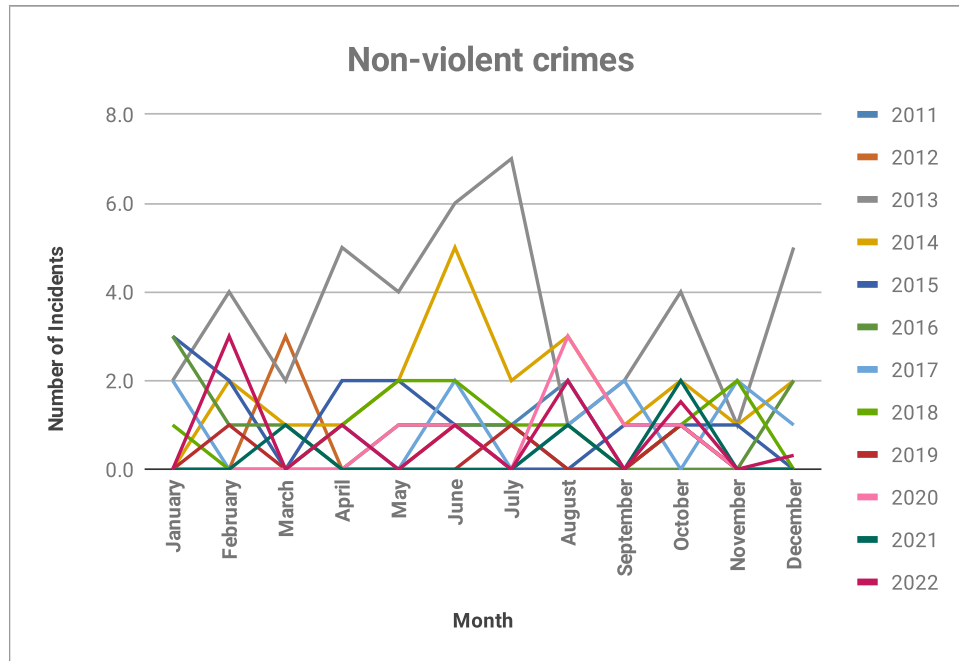
2022	Break in	House Robbery	Attempted Break-in	Mugging	Theft Out Of Vehicle	Intruders on Premises	Armed Robbery	Malicious Damage to Property	Hijacking	Theft of Vehicle	Theft	Attempted TOOV	Attempted TOV	Total Events
November	0	0	0	0	0	0	0	0	0	0	0	0	0	0
December	0	0	0	0	0	0	0	0	0	0	0	0	0	0
January	0	0	0	0	0	0	0	0	0	0	0	0	0	0
February	0	0	0	0	0	0	0	0	0	2	1	0	0	0
March	0	0	0	0	0	0	0	0	0	0	0	0	0	1
April	1	0	0	0	0	0	0	0	0	0	0	0	0	0
May	0	0	0	0	0	0	0	0	0	0	0	0	0	0
June	1	0	0	0	0	0	0	0	0	0	0	0	0	0
July	0	0	0	0	0	0	0	0	0	0	0	0	0	0
August	2	0	0	0	0	0	0	0	0	0	0	0	0	1
September	0	0	0	0	0	0	0	0	0	0	0	0	0	0
October	0	0	0	0	0	0	0	0	0	1	0	0	0	2
<b>Grand Total</b>	<b>4</b>	<b>0</b>	<b>0</b>	<b>0</b>	<b>0</b>	<b>0</b>	<b>0</b>	<b>0</b>	<b>0</b>	<b>3</b>	<b>1</b>	<b>0</b>	<b>0</b>	<b>4</b>

Date	Type	Road Name	Comment
08/Nov/17	House Robbery	Liermans	Sliding door left open, no beams/alarm, masked guys entred via neighboring property
27/Nov/17	House Break-In	Logies Bay	Window pane removed
28/Nov/17	House Robbery	Fishermans Bend	4 robbers, CCP chased towards Cellphone Tower, not caught
29/Nov/17	Attempted Break-In	Logies Bay	
30/Nov/17	House Robbery	Maori	Homeowner assaulted with weapon, residenst, CCP, SAPS all mobilized, suspect escaped, arrest made few days later
01/Dec/18			PPA Begins
01/Dec/18	Break-In	Llandudno	December break-in; reported on Link (HBNW) - unknown details/unknown date
13/Jan/18	Theft	Llandudno	Guy approached home, talked way in saying needed to trim branches, phones stolen
31/Jan/18	House Robbery	Fishermans Bend	
01/Mar/18			Cameras fully on-line
01/Apr/18	Theft of Vehicle	Llandudno	April Theft of vehicle; reported on Link (HBNW) - unknown details; unknown date
28/May/18	Attempted TOOV	Robinson	Poachers waiting for pickup, SAPS arrested suspects
30/May/18	House Break-in	Fishermans Bend	Suspect apprehended by ADT & handed over to SAPS
03/Jun/18	Intruder on Premises	Gully	
03/Jun/18	Mugging	Steens Way	Suspects Fled via Sandy Bay, before PPA on duty
03/Jun/18	House Break-in	Leeukoppie	Garage broken into whilst owners away
30/Jul/18	Theft of Vehicle	Beach Parking Lot	Vehicle recovered, one suspect detained
26/Aug/18	Attempted Break-In	Fishermans Bend	criminals tried to hacksaw through gate but failed
27/Oct/18	House Break-in	Steens Way	Owner came home to person in home, owner chased suspect away
10/Nov/18	House Break-in	Leeukoppie	Suspect stole two bags of posesions
28/Nov/18	House Break-in	Maori	suspect came in via open window. owner unsure of what was taken
09/Feb/19	Theft	Llandudno	Tools and equipment stolen from building site
19/Jul/18	Theft	Simpson Rd	Lady returned home and placed hand bag on table and removed cellphone. Man followed her in, grabbed handbag and ran away
05/Oct/19	TOV	Maori Rd	Suspect entered house via unlocked front door, stole car keys and left with resident's vehicle
12/May/20	House Break-in	Sunset Avenue	Malicious damage to property and taps stolen from vacant property. Sliding door forced open and window broken to gain entry
22/Jun/20	House Break-in	St Marks Rd	Suspect entered house via firebreak and stole a number of items through an open
24/Aug/20	TOOV	Sunset Avenue	Car cover stolen from car parked in street
24/Aug/20	TOOV	Fisherman's bend	Boat cover and safety gear stolen from boat parked in street
30/Aug/20	House Break-in	St Marks Rd	Taps stolen at vacant premises. Suspect broke window to gain access
16/Sept/20	TOOV	Fisherman's Bend	Items stolen off 4x4 vehicle parked on street
15/Oct/20	Attempted Break-in	Fawcett Avenue	Suspect rang doorbell and tenant opened. Suspect then tried to force entry but tenant managed to close door and suspect fled
21/Mar/21	Theft	Moari Rd	Skateboards and Bicycles stolen by kids
27/Aug/21	House Break-in	Sunset Avenue	Bicycle stolen. Intruders fled via Sandy Bay but not apprehended
10/Oct/21	Theft	Moari Rd	Camera stolen
10/Oct/21	Theft	Moari Rd	Bicycle stolen
01/Feb/22	TOV	Apostle Rd	Motorbike stolen

13/Feb/22	Theft	Llandudno beach	bags stolen from beachgoers
28/Feb/22	TOV	Llandudno Beach	Keys and car stolen from beach goer but recovered 30 min later in Campsbay
22/Apr/22	Break-in	Leeukoppie	Empty house (due to be demolished) broken into a taps stolen
22/Jun/22	Break-in	Liermans	Burglar bars forced open by intruder during lunch time. Nothing stolen as homeowner
06/Jul/22	Theft	Llandudno Rd	Theft of copper pipes outside a house
10/Aug/22	Break-in	Sunset Avenue	Vacant property broken into and vadalised. Sanitary ware, copper pipes and other small
13/Aug/22	Break-in	St Marks	Suspect entered via an open window and took sandals and soap but left items behind
02/Oct/22	TOV	Sunset Avenue	Suspects stole toyota vehicle.

non-violent crimes												
	2011	2012	2013	2014	2015	2016	2017	2018	2019	2020	2021	2022
January	no data	0.0	2.0	0.0	3.0	3.0	2.0	1.0	0.0	0.0	0.0	0.0
February	no data	0.0	4.0	2.0	2.0	1.0	0.0	0.0	1.0	0.0	0.0	3.0
March	no data	3.0	2.0	1.0	0.0	1.0	0.0	0.0	0.0	0.0	1.0	0.0
April	no data	0.0	5.0	1.0	2.0	0.0	1.0	1.0	0.0	0.0	0.0	1.0
May	1.0	0.0	4.0	2.0	2.0	1.0	0.0	2.0	0.0	1.0	0.0	0.0
June	1.0	1.0	6.0	5.0	1.0	1.0	2.0	2.0	0.0	1.0	0.0	1.0
July	1.0	0.0	7.0	2.0	0.0	1.0	0.0	1.0	1.0	0.0	0.0	0.0
August	2.0	0.0	1.0	3.0	0.0	0.0	1.0	1.0	0.0	3.0	1.0	2.0
September	0.0	0.0	2.0	1.0	1.0	0.0	2.0	0.0	0.0	1.0	0.0	0.0
October	1.0	1.0	4.0	2.0	1.0	0.0	0.0	1.0	1.0	1.0	2.0	1.5
November	0.0	0.0	1.0	1.0	1.0	0.0	2.0	2.0	0.0	0.0	0.0	0.0
December	0.0	0.0	5.0	2.0	0.0	2.0	1.0	0.0	0.0	0.0	0.0	0.3

violent crimes												
	2011	2012	2013	2014	2015	2016	2017	2018	2019	2020	2021	2022
January	no data	0.0	0.0	0.0	0.0	0.0	1.0	1.0	0.0	0.0	0.0	0.0
February	no data	0.0	1.0	1.0	0.0	0.0	1.0	0.0	0.0	0.0	0.0	0.0
March	no data	0.0	0.0	2.0	1.0	2.0	1.0	0.0	0.0	0.0	0.0	0.0
April	no data	1.0	0.0	1.0	0.0	1.0	0.0	0.0	0.0	0.0	0.0	0.0
May	0.0	1.0	0.0	0.0	2.0	2.0	1.0	0.0	0.0	0.0	0.0	0.0
June	0.0	2.0	1.0	0.0	0.0	1.0	0.0	1.0	0.0	0.0	0.0	0.0
July	0.0	0.0	0.0	0.0	0.0	1.0	0.0	0.0	0.0	0.0	0.0	0.0
August	2.0	0.0	2.0	1.0	0.0	0.0	0.0	0.0	0.0	0.0	0.0	0.0
September	0.0	0.0	0.0	1.0	0.0	0.0	0.0	0.0	0.0	0.0	0.0	0.0
October	2.0	0.0	0.0	0.0	1.0	0.0	1.0	0.0	0.0	0.0	0.0	0.0
November	0.0	1.0	0.0	1.0	0.0	2.0	3.0	0.0	0.0	0.0	0.0	0.0
December	0.0	0.0	4.0	0.0	2.0	1.0	0.0	0.0	0.0	0.0	0.0	0.0



.

|

|